



NAGS Apollo¹ PROJECTS



Swimming New Zealand



50m Freestyle Men Final

2023 Apollo Projects NZ Age Group S...



Points Swimmers Files Scoreboard

Session 1 Wed 09:10 AM	Session 2 Wed 05:40 PM	Session 3 Thu 09:10 AM	Session 4 Thu 05:40 PM	Session 5 Fri 09:10 AM	Session 6 Fri 05:40 PM	Session 7 Sat 09:10 AM	Session 8 Sat LIVE
-----------------------------	-----------------------------	-----------------------------	-----------------------------	-----------------------------	-----------------------------	-----------------------------	--------------------------------

Session 8 Saturday 05:40 PM
25 05:40 PM 100m Breaststroke Wome...
26 05:58 PM 200m Individual Medley M...
109 06:21 PM 200m Individual Medley M...
110 06:28 PM 200m Individual Medley W...
27 06:35 PM 200m Freestyle Women Fi...
28 06:58 PM 50m Freestyle ... LIVE
29 07:11 PM 50m Butterfly Women Final
111 07:55 PM 200m Freestyle Men Multi...
112 08:02 PM 200m Freestyle Women M...
30 08:09 PM 1500m Freestyle Men Fina...
31 08:29 PM 4x100m Medley Women - ...
310 08:37 PM 4x100m Medley Women 1 ...
32 08:51 PM 4x100m Medley Men - 15 ...
320 09:05 PM 4x100m Medley Men 16 & ...

27	200m Freestyle Women Final	Official
<p>Qualified Summary</p>		
1	Final 13 years	Official
heat Started at: 06:33 PM		
Lane	Competitor	Age Club RT FINA Rank Result
3	Paige Conley	13 Whan... +0.81 3 2:16.09 Entry: 2:20.30 (- 4.21)
50m: 31.10 100m: 1:05.18 (34.08)		150m: 1:41.20 (36.02) 200m: 2:16.09 (34.89)
4	Alyssa Law...	13 St Pet... +0.78 1 2:11.71 Entry: 2:16.32 (- 4.61)
50m: 29.98 100m: 1:03.15 (33.17)		150m: 1:37.55 (34.40) 200m: 2:11.71 (34.16)
5	Kiri Yamaga...	13 Howic... +0.69 2 2:14.99 Entry: 2:17.32 (- 2.33)
50m: 29.77 100m: 1:03.69 (33.92)		150m: 1:38.72 (35.03) 200m: 2:14.99 (36.27)
2	Final 14 years	Official
heat Started at: 06:37 PM		
Lane	Competitor	Age Club RT FINA Rank Result
0	Kayla Knight	14 United... +0.77 7 2:20.13 Entry: 2:25.57 (- 5.44)
50m: 30.40 100m: 1:05.13 (34.73)		150m: 1:41.86 (36.73) 200m: 2:20.13 (38.27)
1	Alex McInto...	14 Mt We... +0.70 6 2:17.92 Entry: 2:18.70 (- 0.78)
50m: 31.26 100m: 1:06.52 (35.26)		150m: 1:42.74 (36.22) 200m: 2:17.92 (35.18)
2	Ariella Riley	14 Hamil... +0.81 5 2:16.75 Entry: 2:17.25 (- 0.50)
50m: 31.91 100m: 1:07.01 (35.10)		150m: 1:42.55 (35.54) 200m: 2:16.75 (34.20)
3	Genaya Baker	14 Swim... +0.78 4 2:15.70 Entry: 2:16.86 (- 1.16)
50m: 31.15 100m: 1:05.16 (34.01)		150m: 1:40.31 (35.15) 200m: 2:15.70 (35.39)
4	Milan Glint...	14 Kiwi ... +0.75 1 2:07.95 Entry: 2:10.19 (- 2.24)
50m: 29.38 100m: 1:02.15 (32.77)		150m: 1:34.99 (32.84) 200m: 2:07.95 (32.96)
5	Ava Wilson	14 Carter... +0.74 2 2:12.92 Entry: 2:15.08 (- 2.16)
50m: 29.81 100m: 1:03.21 (33.40)		150m: 1:37.89 (34.68) 200m: 2:12.92 (35.03)
6	Millie Bell	14 North... +0.75 3 2:14.35

















50m: 30.74 100m: 1:05.20 (34.46)
150m: 1:39.72 (34.52) 200m: 2:14.35 (34.63)

8	 Marina Nadi...	14	 Nga T...	+0.72	7	2:21.41 Entry: 2:22.23 (- 0.82)
	50m: 31.05 100m: 1:07.25 (36.20) 150m: 1:44.23 (36.98) 200m: 2:21.41 (37.18)					

3 Final 15 years

heat Started at: 06:41 PM









Official

Lane	Competitor	Age	Club	RT	FINA	Rank	Result
0	 Breeze van ...	15	Hereta...	+0.78		8	2:14.36 Entry: 2:16.45 (- 2.09) 50m: 30.75 100m: 1:04.35 (33.60) 150m: 1:39.49 (35.14) 200m: 2:14.36 (34.87)
1	 Kate Hurley	15	Pirate...	+0.73		6	2:13.52 Entry: 2:15.38 (- 1.86) 50m: 30.53 100m: 1:03.97 (33.44) 150m: 1:38.45 (34.48) 200m: 2:13.52 (35.07)
2	 Charlotte P...	15	 Jasi S...	+0.75		4	2:10.54 Entry: 2:14.96 (- 4.42) 50m: 29.90 100m: 1:02.67 (32.77) 150m: 1:36.76 (34.09) 200m: 2:10.54 (33.78)
3	 Chloe Peters	15	 Hamil...	+0.70		2	2:09.37 Entry: 2:12.10 (- 2.73) 50m: 29.13 100m: 1:02.01 (32.88) 150m: 1:35.54 (33.53) 200m: 2:09.37 (33.83)
4	 Olivia Emm...	15	 Hamil...	+0.76		3	2:07.37 Entry: 2:09.20 (- 1.83) 50m: 29.29 100m: 1:02.05 (32.76) 150m: 1:35.34 (33.29) 200m: 2:07.37 (32.03)
5	 Nina De Cos...	15	St Pau...	+0.71		1	2:06.92 Entry: 2:11.73 (- 4.81) 50m: 29.99 100m: 1:02.35 (32.36) 150m: 1:35.04 (32.69) 200m: 2:06.92 (31.88)
6	 Holli Macdo...	15	Enterp...	+0.74		7	2:14.11 Entry: 2:14.63 (- 0.52) 50m: 30.74 100m: 1:03.91 (33.17) 150m: 1:39.09 (35.18) 200m: 2:14.11 (35.02)
7	 Holly Nelson	15	 North...	+0.62		9	2:16.93 Entry: 2:15.07 (+ 1.86) 50m: 31.43 100m: 1:05.77 (34.34) 150m: 1:41.66 (35.89) 200m: 2:16.93 (35.27)
8	 Alyssa Tapp...	15	 St Pet...	+0.70		5	2:11.94 Entry: 2:15.57 (- 3.63) 50m: 30.63 100m: 1:03.79 (33.16) 150m: 1:38.07 (34.28) 200m: 2:11.94 (33.87)
9	 Jasmine Lyl...	15	 Phoe...	+0.71		10	2:22.43 Entry: 2:15.18 (+ 7.25) 50m: 32.54 100m: 1:08.78 (36.24) 150m: 1:46.05 (37.27) 200m: 2:22.43 (36.38)

4 Final 16 years

heat Started at: 06:45 PM

Official

Lane	Competitor	Age	Club	RT	FINA	Rank	Result
0	 Elizabeth Br...	16	 Coast...	+0.70		6	2:13.98 Entry: 2:16.24 (- 2.26) 50m: 30.76 100m: 1:04.01 (33.25) 150m: 1:39.05 (35.04) 200m: 2:13.98 (34.93)
1	 Hannah Piper	16	United...	+0.71		10	2:16.01 Entry: 2:14.96 (+ 1.05) 50m: 30.71 100m: 1:04.64 (33.93) 150m: 1:40.18 (35.54) 200m: 2:16.01 (35.83)
2	 Danielle Asi...	16	Howic...	+0.66		3	2:06.77 Entry: 2:11.72 (- 4.95) 50m: 29.55 100m: 1:01.45 (31.90) 150m: 1:33.85 (32.40) 200m: 2:06.77 (32.92)
3	 Zoe Pedersen	16	 Coast...	+0.71		5	2:08.89 Entry: 2:11.05 (- 2.16) 50m: 28.46 100m: 1:01.11 (32.65) 150m: 1:35.24 (34.13) 200m: 2:08.89 (33.65)
4	 Brooke Ben...	16	 Viking...	+0.77		2	2:06.34 Entry: 2:10.20 (- 3.86) 50m: 28.46 100m: 1:01.11 (32.65) 150m: 1:35.24 (34.13) 200m: 2:06.34 (33.65)

	50m: 29.31 150m: 1:33.92 (32.81)	100m: 1:01.11 (31.80) 200m: 2:06.34 (32.42)			
5	Hanna Abdou	16	Whare... +0.77	4	2:07.79 Entry: 2:10.71 (- 2.92)
	50m: 29.59 150m: 1:34.87 (33.08)	100m: 1:01.79 (32.20) 200m: 2:07.79 (32.92)			
6	Bella Wansb...	16	Aqua... +0.79	1	2:05.61 Entry: 2:11.15 (- 5.54)
	50m: 29.07 150m: 1:33.08 (32.10)	100m: 1:00.98 (31.91) 200m: 2:05.61 (32.53)			
7	Ngamihi Si...	16	Swim ... +0.80	8	2:15.06 Entry: 2:14.82 (+ 0.24)
	50m: 30.23 150m: 1:38.68 (35.54)	100m: 1:03.14 (32.91) 200m: 2:15.06 (36.38)			
8	Grace Hayd...	16	Whare... +0.71	9	2:15.08 Entry: 2:16.02 (- 0.94)
	50m: 31.30 150m: 1:40.20 (35.00)	100m: 1:05.20 (33.90) 200m: 2:15.08 (34.88)			
9	Amelie Aust...	16	St Pau... +0.79	7	2:14.64 Entry: 2:16.71 (- 2.07)
	50m: 30.67 150m: 1:38.61 (35.01)	100m: 1:03.60 (32.93) 200m: 2:14.64 (36.03)			

5		Final 17-18 years				Official	
heat	Started at: 06:49 PM						
Lane	Competitor	Age	Club	RT	FINA	Rank	Result
0	Charlotte Gi...	17	Tawa ...	+0.67		10	2:14.11 Entry: 2:12.26 (+ 1.85)
	50m: 29.65 150m: 1:38.22 (34.91)		100m: 1:03.31 (33.66) 200m: 2:14.11 (35.89)				
1	Neve Tassic...	17	Nga T...	+0.76		4	2:07.72 Entry: 2:10.80 (- 3.08)
	50m: 29.51 150m: 1:35.69 (33.80)		100m: 1:01.89 (32.38) 200m: 2:07.72 (32.03)				
2	Olivia Sweet...	17	Howic...	+0.81		6	2:09.53 Entry: 2:09.92 (- 0.39)
	50m: 29.62 150m: 1:36.41 (34.35)		100m: 1:02.06 (32.44) 200m: 2:09.53 (33.12)				
3	Talitha McE...	17	Mt Ma...	+0.69		7	2:09.61 Entry: 2:08.30 (+ 1.31)
	50m: 28.70 150m: 1:34.70 (34.01)		100m: 1:00.69 (31.99) 200m: 2:09.61 (34.91)				
4	Summer Os...	17	North...	+0.68		1	2:01.79 Entry: 2:04.68 (- 2.89)
	50m: 28.37 150m: 1:30.09 (31.09)		100m: 59.00 (30.63) 200m: 2:01.79 (31.70)				
5	Keira Allott	18	Mt Ma...	+0.78		3	2:04.62 Entry: 2:07.43 (- 2.81)
	50m: 29.26 150m: 1:32.91 (32.12)		100m: 1:00.79 (31.53) 200m: 2:04.62 (31.71)				
6	Eva Allan	17	United...	+0.72		2	2:03.97 Entry: 2:08.59 (- 4.62)
	50m: 28.85 150m: 1:32.40 (31.91)		100m: 1:00.49 (31.64) 200m: 2:03.97 (31.57)				
7	Emilia Finer	18	Neptu...	+0.72		5	2:09.07 Entry: 2:09.99 (- 0.92)
	50m: 30.01 150m: 1:36.50 (33.76)		100m: 1:02.74 (32.73) 200m: 2:09.07 (32.57)				
8	Lena Hambl...	17	Coast...	+0.71		8	2:11.26 Entry: 2:12.05 (- 0.79)
	50m: 30.95 150m: 1:38.09 (33.76)		100m: 1:04.33 (33.38) 200m: 2:11.26 (33.17)				
9	Milana Tapp...	17	St Pet...	+0.70		9	2:12.05 Entry: 2:12.54 (- 0.49)
	50m: 30.87 150m: 1:38.87 (34.19)		100m: 1:04.68 (33.81) 200m: 2:12.05 (33.18)				